

----- Forwarded Message -----

From: Bogorov, Valentin <valentin.bogorov@Clarivate.com>

To: a_prangi@gtu.ge <a_prangi@gtu.ge>






Cc: Nelly Makhviladze <nelly_makhviladze@yahoo.com>; Babazade, Aygun <Aygun.Babazade1@Clarivate.com>

Sent: Tuesday, September 3, 2019, 05:07:04 PM GMT+4

Subject: GTU -- normalized citation impact

Dear Rector Prangishvili,

We have analyzed the publications and citation impact of the universities of the Republic of Georgia in international research journals using our analytical system **InCites**. The indicators in the InCites are based on the data from the **Web of Science Core Collection**. The analysis demonstrates that in 2018-2019 **Georgian Technical University** achieved the highest category normalized citation impact among the top Georgian universities (universities with more than 50 publications indexed in the Web of Science Core Collection for this time period). Please find the attached screenshot from InCites below. GTU also scored the highest in % of papers published in the most influential international research journals (first quartile (Q1) journals - the most cited journals in their research fields, based their 2018 impact factors), and the highest in % of cited documents.

	Name	Rank	Web of Science Documents	▼ Category Normalized Citation Impact	% Documents in Q1 Journals	% Docs Cited
						
<input type="checkbox"/>	▶ Georgian Technical University	1	399	2.38	68.67%	62.41%
<input type="checkbox"/>	▶ Ivane Javakhishvili Tbilisi State University	2	542	2.15	64.74%	59.96%
<input type="checkbox"/>	▶ Ilia State University	3	496	1.98	56.31%	57.46%
<input type="checkbox"/>	▶ Tbilisi State Medical University	4	94	1.48	55%	32.98%

InCites dataset updated Aug 27, 2019. Includes Web of Science content indexed through Aug 2, 2019.

Category Normalized Citation Impact (CNCI) is a key indicator which allows citation impact comparison and benchmarking taking into account publications' type, research subject area and year of

publication. The global CNCI baseline equals 1. The indicators and data are valid as of today, 03.09.2019, with the latest InCites data update made on 27.08.2019.

Congratulations on starting a new semester, and the best wishes to you, GTU faculty, students and staff in the fall semester of 2019!

Kind regards,

Valentin Bogorov
Customer Education Team Leader | **Clarivate Analytics**

Phone +7 495 967 9797 (ext. 1375) | Mobile +7 915 267 7348

valentin.bogorov@Clarivate.com

clarivate.com